

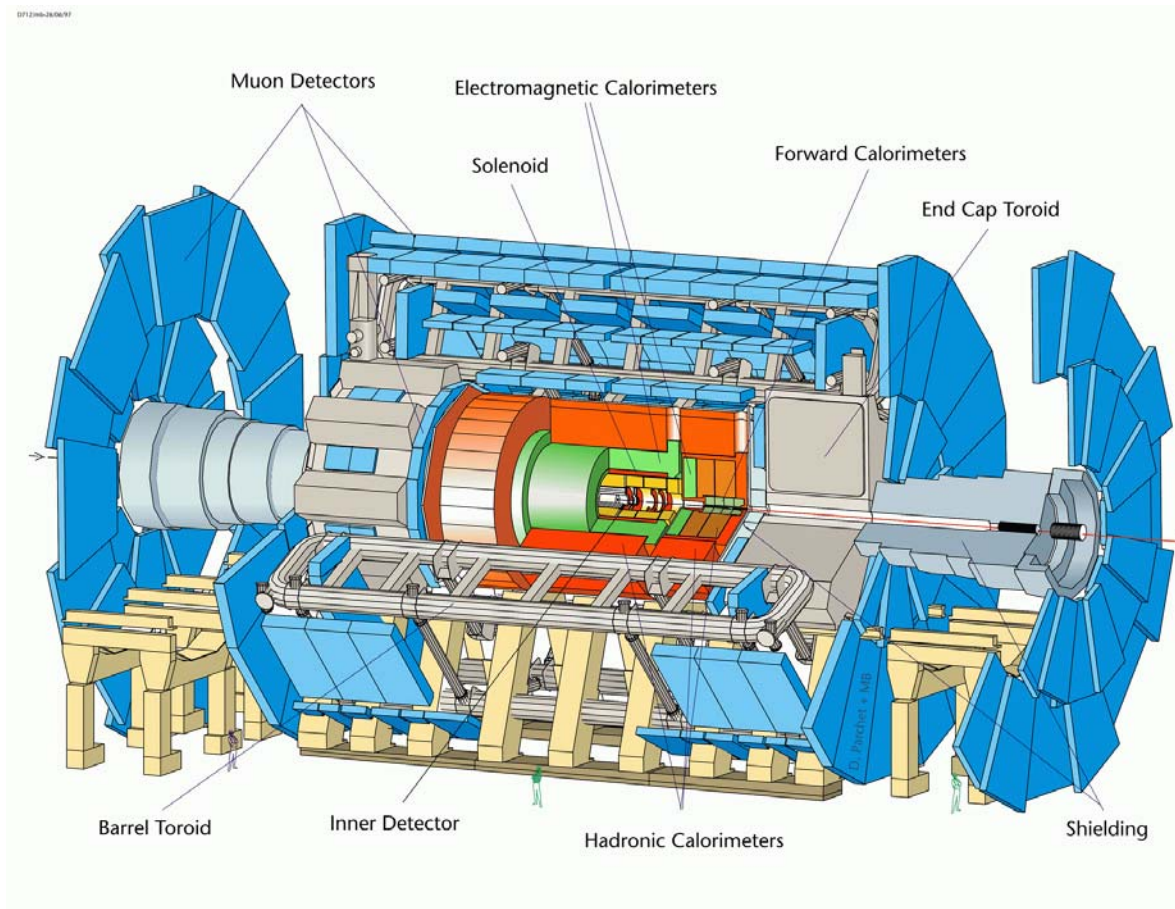
FEDERAL DEFENDANTS'
DECLARATION OF
BRUCE P. STRAUSS

ATTACHMENT 11

Wagner v. U.S. Dep't of Energy
Civil No. 08-00136-HG-KSC (D. Haw.)

Appendix 2.B

U.S. ATLAS Detector Construction Project Management Plan



US ATLAS PROJECT

PROJECT MANAGEMENT PLAN

Revision 2.0 – December, 2002

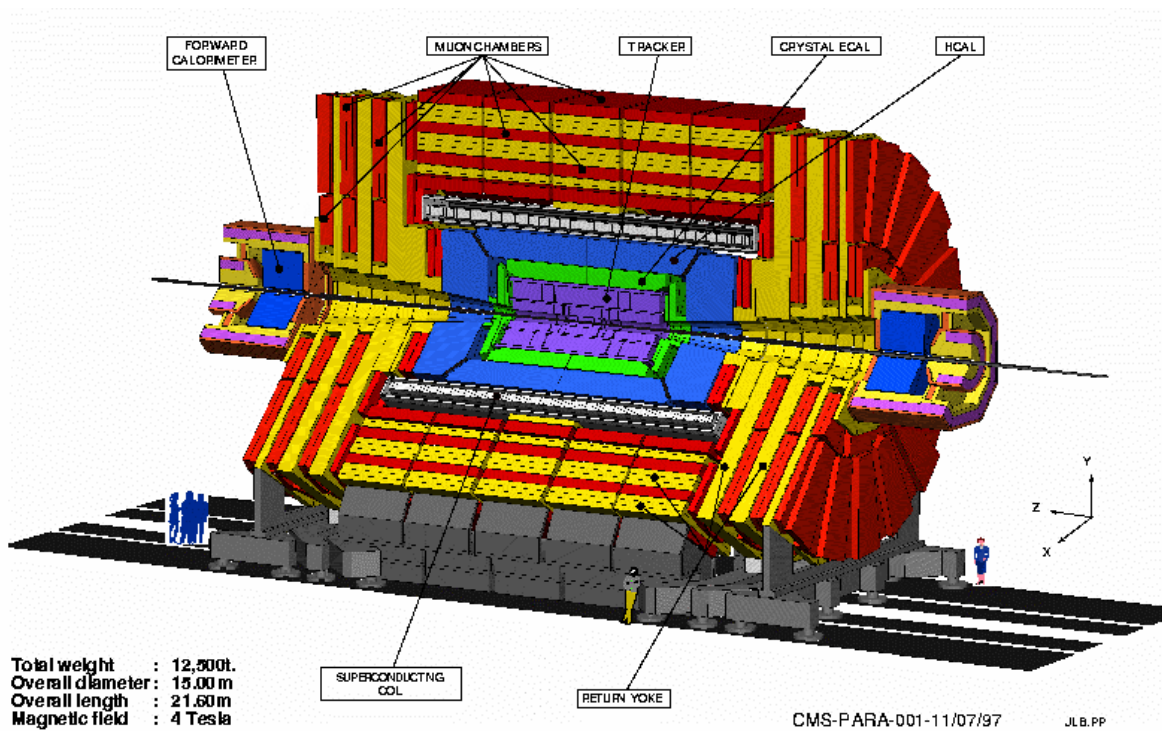
Appendix 8-2: U.S. ATLAS Funding Profile

(Presented in AYS × 1,000)

FY	1996	1997	1998	1999	2000	2001	2002	2003	2004	2005	2006	2007	Total
DOE Project	1,700	3,710	10,050	8,999	16,494	14,475	10,507	17,416	8,990	5,490	3,239	1,880	102,950
NSF Project				16,630	11,940	12,290	12,650	7,290					60,800
Total U.S. ATLAS	1,700	3,710	10,050	25,629	28,434	28,797	27,850	22,890	8,990	5,490	3,239	1,880	163,750

Appendix 2.C.

U.S. CMS Detector Construction Project Management Plan

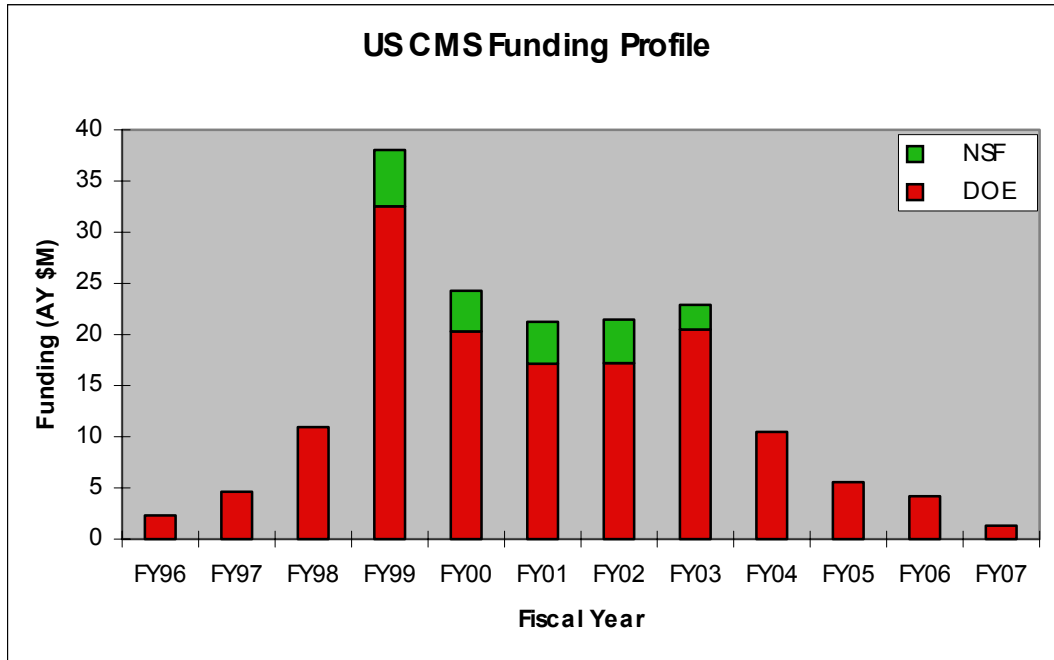


US CMS PROJECT

PROJECT MANAGEMENT PLAN

Revision 1.0 – December, 2002

APPENDIX 11: U.S. CMS FUNDING PROFILE (AYMS) (30 SEPTEMBER 2002)



	FY96	FY97	FY98	FY99	FY00	FY01	FY02	FY03	FY04	FY05	FY06	FY07	Total
DOE	2.30	4.62	10.95	32.51	20.30	17.15	17.19	20.48	10.48	5.56	4.20	1.30	147.05
NSF				5.52	3.96	4.07	4.25	2.40					20.20

APPENDIX 12: ASSUMED ESCALATION RATES

Fiscal Year	FY96	FY97	FY98	FY99	FY00	FY01	FY02	FY03	FY04	FY05	FY06	FY07
Escalation Index (Jan'02)	1.025	1.021	1.020	1.016	1.024	1.025	1.026	1.021	1.025	1.029	1.028	1.026
Escalation Factor	0.979	1.000	1.020	1.036	1.000	1.025	1.052	1.074	1.101	1.132	1.164	1.194

*Guidance provided by the DOE's Office of Engineering and Construction Management for Energy Research and Nuclear Construction Projects.